


2025 Elantra Specifications & Features


Hyundai Motor America
10550 Talbert Avenue, Fountain Valley, CA 92708

HyundaiNews.com

HyundaiUSA.com

| MECHANICAL | | | | |
|---|--------------------------|---------|--------|---|
| Engine Lineup | SE / SEL SPORT / LIMITED | HEV ALL | N LINE |  |
| 2.0L MPI Atkinson DOHC 16-valve Inline 4-cylinder Displacement: 1,999 cc, D-CVVT, Aluminum block and head Horsepower (HP): 147 @ 6200 (SULEV) Torque (lb.-ft.): 132 @ 4500 (SULEV) Bore & Stroke (mm): 81 x 97 | S | - | - | |
| 1.6L GDI Atkinson Cycle DOHC 16-valve Inline 4-cylinder Displacement: 1,580 cc Aluminum block and head Horsepower (HP): 104 @ 5,700 Torque (lb.-ft.): 109 @ 4,000 Bore & Stroke (mm): 72 x 97 Total Output (HP): 139 Total Torque (lb.-ft.): 195 | - | S | - | |
| 1.6 Turbo GDI DOHC 16-valve CVVD Inline 4-cylinder Displacement: 1,598cc Aluminum block and head Horsepower (HP): 201 @ 6000 Torque (lb.-ft.): 195@ 1500~4500 Bore & Stroke (mm): 75.6 x 89.0 | - | - | S | |
| 2.0L turbocharged direct injected "Flat Power" 4-cylinder Displacement: 1,998 cc Horsepower (HP): 276 (286 w/ NGS) @ 5500 ~ 6000 Torque (lb.-ft.): 289 @ 2100~4700 Bore & Stroke (mm): 86 x 86 | - | - | - | S |


2025 Elantra Specifications & Features

| MECHANICAL (cont'd) | | | | |
|---------------------|---|-------------------|---|---|
| Engine Features | SE / SEL Sport / LIMITED | HEV ALL | N LINE |  |
| Compression Ratio | 12.5:1 | 13.0:1 | 10.0:1 | 9.5 |
| Motor Mounts | TBD | TBD | TBD | TBD |
| Valve System | Intake & Exhaust CVVT, 16-Valve Swing Arms w/ Hydraulic Lash Adjuster | D-CVVT | Intake & Exhaust CVVD, 16-Valve Swing Arms w/ Hydraulic Lash Adjuster | 16-Valve Swing Arms M LA |
| Intake System | 2-step Variable Induction System + Variable Charge Motion (VCM) | TIS | TIS | TIS + VIA |
| Idle, Stop & Go | SE ONLY | - | - | - |
| Recommended Fuel | Unleaded | ← | ← | Premium |
| Emissions System | WCC+UCC LEV3 SULEV30 | WCC + UCC | WCC + UCC (LEV3-ULEV70) | WCC |
| Exhaust | Single, unexposed | Single, unexposed | Turbo Charger, Twin Chrome exposed exhaust outlet | Large bore exhaust outlets |


2025 Elantra Specifications & Features

| MECHANICAL (cont'd) | | | | | | | |
|---|---|---------------------------------|-----------|---------|----------------------------|--------|---|
| Electrical | | SE | SEL Sport | LIMITED | HEV ALL | N LINE |  |
| Ignition System | Type | Distributorless (Plug Top Coil) | | | DLI (Plug on top) | TBD | Distributorless (Plug Top Coil) |
| Starter | Rating | 12V 1.2kW | | | HSG | TBD | 13.5V 150A |
| Alternator | Rating | 13.5V 150A or 120A | | | HSG | TBD | 12V 1.24kw |
| Battery | Rating Battery Saver/ Battery Cover | - | | | Next pg for Hybrid battery | - | - |
| Interior-permanent magnet synchronous motor | | - | | | S | - | - |
| Power Output | | - | | | 32 kW (43 HP) | - | - |
| Torque | | - | | | 125 lb-ft | - | - |
| Battery Type | | - | | | Lithium ion | - | - |
| Voltage | | - | | | 240V | - | - |
| Battery System Capacity | | - | | | 1.32 kWh | - | - |
| Total System Combined Power | | | | | | | |
| Gasoline Engine + Electric Motor Output | | - | | | 139 HP | - | - |


2025 Elantra Specifications & Features

| MECHANICAL (cont'd) | | | | | | | | | |
|-------------------------------|---|------------------------|------------------------|------------------------|------------------------|------------------------|--------------------|---|--------------------|
| Transmission and Drive System | | SE | SEL Sport | LIMITED | HEV ALL | N LINE | |  | |
| Drive Configuration | | FWD | | | | | | | |
| Transmission Type | Smartstream Intelligent Variable Transmission (IVT) | S | S | S | - | - | - | - | - |
| | 6-speed EcoShift Dual Clutch Transmission | - | - | - | S | - | - | - | - |
| | 6-speed manual transmission | - | - | - | - | - | - | S | - |
| | 7-speed DCT (code D7UF1) Dry Double Plate with Diaphragm Spring | - | - | - | - | - | S | - | - |
| | N 8-speed Wet Dual-Clutch Transmission | - | - | - | - | - | - | - | O |
| | SHIFTRONIC™ manual shift mode | - | - | - | - | - | w/ Paddle Shifters | - | w/ Paddle Shifters |
| Drive Mode Select | AT / DCT Only | Normal → Sport → Smart | Normal → Sport → Smart | Normal → Sport → Smart | Normal → Sport → Smart | Normal → Sport → Smart | | Eco → Normal → Sport → N Custom (1 & 2) | |

2025 Elantra Specifications & Features

| MECHANICAL (cont'd) | | | | | | | | |
|-------------------------------|-----------------|---------------|-------------|---------|--|---------------|---|---|
| Transmission and Drive System | | SE | SEL Sport | LIMITED | HEV ALL | N LINE |  | |
| Drive Configuration | | FWD | | | FWD (DCT) | MT | DCT | |
| Gear Ratios (:1) | 1 st | 2.680 ~ 0.385 | | | 3.867 | 3.643 | 3.083 | 3.714 |
| | 2 nd | | | | 2.217 | 2.174 | 1.931 | 2.261 |
| | 3 rd | | | | 1.371 | 1.826 | 1.696 | 2.174 |
| | 4 th | | | | 0.930 | 1.024 | 1.276 | 1.621 |
| | 5 th | | | | 0.956 | 0.809 | 1.027 | 0.927 |
| | 6 th | | | | 0.767 | 0.854 | 0.854 | 0.767 |
| | 7 th | | | | | 0.717 | | 0.878 |
| | 8 th | | | | | | | 0.698 |
| | | Reverse | 2.822~1.822 | | | 5.351 | 4.696 | 3.588 |
| Final Gear Ratio | | 4.892 | | | 4.438 (1 st – 4 th)/ 3.227 (5 th – Reverse) | 4.643 / 3.611 | 4.154 (1/2/Rev) 3.176 (3/4/5/6) | 3.800 (1/2/5/6/R ev) 2.714 (3/4/7/8) |


2025 Elantra Specifications & Features

| MECHANICAL (cont'd) | | | | | |
|--|--------------------------------|--|---|--|---|
| Brakes | | SE / SEL Sport / LIMITED | HEV ALL | N LINE |  |
| Front | Type Size (diameter) | Ventilated Disc 11.0" | Ventilated Disc Type 11.0" | Ventilated Disc Type 12.0" | Ventilated 14.2" x 1.2" |
| Rear | Type Diameter | Solid Disc Type 10.3" | Solid Disc Type 10.3" | Solid Disc Type 10.3.0" | Ventilated 12.4" x 0.8" |
| ABS with Electronic Brake-force Distribution (EBD) | Number of Wheels | 4 | 4 | 4 | 4 |
| | Number of Channels | 4 | 4 | 4 | 4 |
| | Number of Sensors | 4 | 4 | 4 | 4 |
| Front Rotor | | - | - | 12" front brake rotors – 1 inch larger than 2.0L and HEV | 13.6" front rotors and 12.4" rear rotors |
| Brake-Booster | Diameter | LHD : 10" single, RHD : 8+8" Tandem | Electric booster (REGENERATIVE BRAKE) | TBD | LHD : 11" single, RHD : 8+8" Tandem |
| | Boosting Ratio | 8:1 | - | TBD | 8:1 |
| Brake Assist | | S | S | S | S |
| Master Cylinder | Type: Tandem (fixed seal type) | LHD : 0.9", RHD : 0.9" | - | TBD | LHD / RHD : Φ 23.81(mm) |
| Parking Brake | Type: Hand lever | Mechanical Cable (SE, SEL) | - | Mechanical Cable | Mechanical Cable |
| | Type: Electric Parking Brake | S (from SEL Conv.Pack and above) | S (SEL & Limited HEV) | - | - |


2025 Elantra Specifications & Features

| MECHANICAL (cont'd) | | | | |
|---|--------------------------|---------|--------|---|
| Steering | SE / SEL Sport / LIMITED | HEV ALL | N LINE |  |
| Rack and pinion type steering gear | S | S | S | S |
| Column-mounted Motor Driven Power Steering (C-MDPS) | S | S | S | - |
| Rack-mounted motor driven power steering (R-MDPS) | - | - | - | S |
| Overall Steering Gear Ratio | 12.9:1 | 12.9:1 | TBD | 12.2:1 |
| Turns (lock to lock) | 2.5 | 2.5 | TBD | 2.2 |
| Diameter of steering wheel (inch) | 14.6 | 14.6 | TBD | 14.6 |
| Minimum turning radius (feet) | 17.7 | 17.7 | TBD | 19.2 |



2025 Elantra Specifications & Features

| MECHANICAL (cont'd) | | | | | |
|---|--|---------------------------|------------------------|------------------------|---|
| Suspension | | SE / SEL Sport/ LIMITED | HEV ALL | N LINE |  |
| Front | Type | MacPherson Strut | MacPherson Strut | MacPherson Strut | MacPherson Strut |
| | Stabilizer Bar (hollow) | 22 mm | 23 mm | 23mm | 23mm |
| | Shock Absorbers | Hydraulic twin tube | Hydraulic twin tube | Hydraulic twin tube | ECS (Electronic Controlled Suspension) |
| | Coil Spring | 2.3 mm | 2.4 mm | TBD | TBD |
| Rear | Type | Coupled Torsion Beam Axle | Multi-link Independent | Multi-link Independent | Multi-link Independent |
| | Stabilizer Bar (hollow) | - | 18mm (18x3.0t) | 17mm | 24mm |
| | Shock Absorbers (gas-filled, hydraulic monotube) | S | S | S | ECS (Electronic Controlled Suspension) |
| | Coil springs | 2.1 mm | 2.7 mm | TBD | TBD |
| Rear Chassis Brace | | - | - | - | S |
| Limited Slip Differential w/ electronic control (N Corner Carving Differential) | | - | - | - | S |
| Body/Chassis | | All | | | |
| Type | | Unibody | | | |
| Materials | Primary | High Tensile Steel | | | |

2025 Elantra Specifications & Features

| EXTERIOR | | | | | | | | | |
|-------------------------|--|----|-----------|----------|-----------|---------|-------------|------------------------------|--|
| Wheels & Tires | | SE | SEL Sport | BLUE HEV | SPORT HEV | LIMITED | LIMITED HEV | N LINE |  |
| Wheels | 15 x 6.0J Alloy | S | - | - | - | - | - | - | - |
| | 16 x 6.5J Alloy | - | - | S | - | - | - | - | - |
| | 17 x 7.0J Alloy | - | S | - | S | S | S | - | - |
| | 18 x 7.5J Alloy | - | - | - | - | - | - | S | - |
| | 19 x 8.0 Alloy | - | - | - | - | - | - | - | S |
| Tires | 195/65R15 | S | - | - | - | - | - | - | - |
| | 205/55R16 | - | - | S | - | - | - | - | - |
| | 225/45R17 | - | S | - | S | S | S | - | - |
| | 235/40R18 | - | - | - | - | - | - | Hankook Ventus S1 all-season | - |
| | 245/35R19 | - | - | - | - | - | - | - | Michelin Pilot Sport 4 S summer tire |
| | <i>Elantra N 245/35R19 recommended Winter and High-Performance All-season tire – not OE applied (based on HATCI testing)</i> | - | - | - | - | - | - | - | <i>Recommended Winter: Michelin Alpin PA4</i> <i>Recommended High-Performance All-Season: BF Goodrich Comp-2 A/S Plus</i> |
| Compact Spar Tire | T125/80D15×4T | S | S | - | - | S | - | - | - |
| Tire Mobility Kit (TMK) | | - | - | S | S | - | S | S | S |

2025 Elantra Specifications & Features

| EXTERIOR (cont'd) | | | | | | | | | |
|--|--------------|----|-----|----------|-----------|---------|-------------|--------|---|
| Lights | | SE | SEL | BLUE HEV | Sport HEV | LIMITED | LIMITED HEV | N LINE |  |
| LED Daytime Running Lights | | S | S | S | S | S | S | S | S |
| Dual LED Projector Headlights: | | S | S | S | S | S | S | S | S |
| Bulb Rear Tail Lights | | S | S | S | S | - | - | - | - |
| LED+Bulb Rear Taillights | | - | - | - | - | S | S | - | - |
| Full LED Rear Taillights (turn signal and hazard bulb) | | - | - | - | - | - | - | S | S |
| Automatic Headlamp Control | | S | S | S | S | S | S | S | S |
| Automatic High Beam Assist | | S | S | S | S | S | S | S | S |
| Moldings & Trim | | SE | SEL | BLUE HEV | Sport HEV | LIMITED | LIMITED HEV | N LINE |  |
| Grille | Black | S | S | S | S | S | S | - | - |
| | Dark Chrome | - | - | - | - | - | - | - | - |
| | Glossy Black | - | - | - | - | - | - | S | - |
| | Matte Black | - | - | - | - | - | - | - | S |
| Window Belt Moldings | Black | S | S | S | S | - | - | - | - |
| | Chrome | - | - | - | - | S | S | - | - |
| | Glossy Black | - | - | - | - | - | - | - | S |
| Door Handles | Bodycolor | S | S | S | S | S | S | S | S |
| Lip Rear Spoiler & Diffuser | Gloss Black | - | - | - | S | - | - | S | - |
| Wing-type Spoiler | Glossy Black | - | - | - | - | - | - | - | S |
| Lower bumper & Diffuser | Matte Black | - | - | - | - | - | - | - | S |

2025 Elantra Specifications & Features

| EXTERIOR (cont'd) | | | | | | | | | |
|---|--|----|-----|----------|-----------|---------|-------------|--------|---|
| Outside Mirrors | | SE | SEL | BLUE HEV | SPORT HEV | LIMITED | LIMITED HEV | N LINE |  |
| Dual Power, Two-Tone (Body color top +Black bottom) | | S | S | S | - | S | S | - | - |
| Dual Power, One-Tone (Glossy Black) | | - | - | - | S | - | - | S | S |
| Heated | | - | O | S | - | S | S | S | S |
| Turn signal indicator | | - | - | - | - | S | S | - | S |
| Wipers | | SE | SEL | BLUE HEV | SPORT HEV | LIMITED | LIMITED HEV | N LINE |  |
| Front Windshield, 2-speed intermittent, mist function | | S | S | S | S | S | S | S | S |
| Glass | | SE | SEL | BLUE HEV | SPORT HEV | LIMITED | LIMITED HEV | N LINE |  |
| Solar Glass | | S | S | S | S | S | S | S | S |
| Other | | SE | SEL | BLUE HEV | SPORT HEV | LIMITED | LIMITED HEV | N LINE |  |
| Sunroof | power glass – tilt and slide, safety one-touch | - | - | - | - | S | S | S | DCT only |

2025 Elantra Specifications & Features



EXTERIOR (cont'd)


Badging

HMA
(K7)


- [Center] ELANTRA Emblem (All trims)
- “hybrid” on the lower right (‘Blue’ attached on 16-inch HEV trim)




| Location | Emblem |
|----------------|---|
| ① Upper Center |  |
| ② Lower Center |  |

| Trim | Engine | | | Emblem | |
|-------------|--------|-----|------|------------------------|--|
| | 2.0 | HEV | 1.6T | ③ Trunk Lid Lower Left | ④ Trunk Lid Lower Right |
| SE | ● | | | - | - |
| SEL | ● | | | - | - |
| Blue HEV | | ● | | - |  hybrid + Blue |
| Sport HEV | | ● | | - | TBD |
| Limited | ● | | | - | Limited |
| Limited HEV | | ● | | - | hybrid |


2025 Elantra Specifications & Features

| INTERIOR | | | | | | | | | |
|------------------|--|----|---------------|----------|-----------|---------|-------------|---|--|
| Seating | | SE | SEL | BLUE HEV | SPORT HEV | LIMITED | LIMITED HEV | N LINE |  |
| Capacity | | 5 | 5 | 5 | 5 | 5 | 5 | 5 | 5 |
| Seating Surfaces | Premium cloth | S | S | S | S | - | - | Leatherette + Cloth combination sport seats | Leather-trimmed + microsuede combination N light sport bucket seats (illuminated N logo) |
| | Leatherette (H-Tex) | - | - | - | - | S | S | | |
| Front Seats | 6-way Driver's adjustable Bucket | S | S | S | S | S | S | S | S |
| | 4-way Passenger's adjustable Bucket | S | S | S | S | S | S | S | S |
| | Front Passenger slide/recline | S | S | S | S | S | S | S | S |
| | Front Passenger Seatback Pocket | - | O | - | - | S | S | - | - |
| | Heated Front Seats | - | O | - | - | S | S | S | S |
| | Power driver's seat with lumbar support | - | - | - | - | S | S | S | - |
| | Integrated Memory System (IMS) for driver's seat and outside mirrors with Seat Easy Access | - | - | - | - | - | S | - | - |
| | Ventilated seats | - | - | - | - | - | S | - | - |
| Rear Seat | 1-piece bench folding rear seatback with fixed center headrest and outer headrests | S | S | S | S | - | - | - | S |
| | 60/40 Split Fold-down Rear Seatback with adjustable headrests (all) center armrest w/ cup holder | - | - S for SELc. | - | - | S | S | S | - |
| | Seat folding release in trunk | S | S | S | S | S | S | S | S |
| | Cup holders (Mounted rear of center console) | - | - | - | - | S | S | S | - |




2025 Elantra Specifications & Features

| INTERIOR (cont'd) | | | | | | | | | |
|------------------------|---|----|-----|----------|-----------|---------|-------------|--------|---|
| Audio | | SE | SEL | BLUE HEV | SPORT HEV | LIMITED | LIMITED HEV | N LINE |  |
| Head Unit and Speakers | 8-inch Display Audio system with 6 speakers, High Resolution Touchscreen with rearview camera with Dynamic Guidance, AM/FM / HD/ AM/FM/HD/ Wireless Apple CarPlay & Android Auto | S | S | S | - | - | - | S | - |
| | Bose premium audio w/ 8 speakers inc. center channel and subwoofer | - | - | - | - | S | S | S | S |
| | 10.25-inch Navigation system with High Resolution Touchscreen with rearview camera with Dynamic Guidance, AM/FM/HD/SiriusXM® Satellite Radio/ Android Auto & Apple CarPlay, SiriusXM Data Services: NavTraffic®, NavWeather™, and Sports and Stocks (3-Month trial) | - | O | - | S | S | S | S | S |
| Bluetooth | Bluetooth® hands-free phone system with Voice Recognition | S | S | S | S | S | S | S | S |
| | Dynamic Voice Recognition | - | - | - | - | S | S | S | S |
| Wireless Charging | Qi format | - | S | - | S | S | S | S | S |
| Input | Dual USB ports (1 USB charge + data, 1 USB-C charge) | S | S | S | S | S | S | S | S |
| | 2 Rear USB-C charge | | S | S | S | S | S | | |
| Blue Link | Connected Car Services | - | O | - | S | S | S | S | S |
| Wi-Fi | Wi-fi Hotspot (tied to Navigation) | - | O | - | S | S | S | S | S |
| Antenna | In-glass AM/FM antenna | S | S | S | S | S | S | S | S |
| | Roof-mounted XM® antenna | - | O | - | S | S | S | S | S |
| Function | Speed - sensitive automatic volume control | S | S | S | S | S | S | S | S |


2025 Elantra Specifications & Features

| INTERIOR (cont'd) | | | | | | | | | |
|------------------------------------|----------------------------------|-----|-----|----------|-----------|---------|-------------|--------|---|
| Trim | | SE | SEL | BLUE HEV | Sport HEV | LIMITED | LIMITED HEV | N LINE |  |
| Roof Trim | High density non-woven | S | S | S | S | S | S | S | S |
| Door Handles | Metal Paint | S | S | S | S | S | S | S | S |
| Door Armrest | Integrated | S | S | S | S | S | S | S | S |
| Door map pockets w/ bottle holders | Front & Rear | S | S | S | S | S | S | S | S |
| Sunvisors | Driver Vanity Mirror w/ cover | S | - | - | - | - | - | - | - |
| | w/ illumination & extension | - | S | S | S | S | S | S | S |
| | Passenger Vanity Mirror w/ cover | S | - | - | - | - | - | - | - |
| | w/ illumination & extension | - | S | S | S | S | S | S | S |
| Shift Knob | Urethane | - | S | - | - | - | - | - | - |
| | Leather | - | S | - | S | S | S | S | S |
| Floor Covering | Needle Punch Carpeting | S | S | S | S | S | S | S | S |
| Floor Mats | Carpeted | Acc | Acc | Acc | Acc | Acc | Acc | Acc | Acc |
| Door scuff | Step Plate (plastic) | S | S | S | S | S | S | S | - |
| | Step Plate (Metal) | - | - | - | - | - | - | - | S |


2025 Elantra Specifications & Features

| INTERIOR (cont'd) | | | | | | | | |
|---|----|-----|----------|-----------|---------|-------------|--------|---|
| HVAC/Defogger | SE | SEL | BLUE HEV | SPORT HEV | LIMITED | LIMITED HEV | N LINE |  |
| Manual Air Conditioning | S | - | - | - | - | - | - | - |
| Dual Automatic Temperature Control | - | S | S | S | S | S | S | S |
| Rear Seat Heater Ducts and Rear Window Defroster | S | S | S | S | S | S | S | S |
| Steering Wheel | SE | SEL | BLUE HEV | SPORT HEV | LIMITED | LIMITED HEV | N LINE |  |
| Urethane | S | - | S | - | - | - | - | - |
| Leather-wrapped | - | S | - | S | S | S | S | S |
| Tilt and Telescopic | S | S | S | S | S | S | S | S |
| Audio Controls (Volume up/down, Seek up/down, Mode) | S | S | S | S | S | S | S | S |
| Cruise control | S | S | S | S | S | S | S | S |
| Bluetooth® Hands-free Phone System with Voice Recognition | S | S | S | S | S | S | S | S |
| Instrumentation | SE | SEL | BLUE HEV | SPORT HEV | LIMITED | LIMITED HEV | N LINE |  |
| 4.2-inch color (TFT-LCD) | S | S | S | - | - | - | - | - |
| Full TFT-LCD cluster (10.25-inch color TFT-LCD) | - | - | - | S | S | S | S | S |




2025 Elantra Specifications & Features

| INTERIOR (cont'd) | | | | | | | | |
|-------------------------------|---|-------|-------|---------------------|--------------|----------------|--------|---|
| Instrumentation | | SE | SEL | BLUE / SPORT HEV | LIMITED | LIMITED HEV | N LINE |  |
| Meters/Gauges | Speedometer | S | S | S | S | S | S | S |
| | Tachometer | S | S | S | S | S | S | S |
| | Fuel Level | S | S | S | S | S | S | S |
| | Odometer, Digital | S | S | S | S | S | S | S |
| | Trip Odometer | S | S | S | S | S | S | S |
| | Clock, Digital | S | S | S | S | S | S | S |
| | I/P Gauge Face Color | Black | Black | Black | Full graphic | Full graphic | Analog | Full graphic |
| | External Temperature | S | S | S | S | S | S | S |
| | N Performance gauges (turbo psi, throttle %, brake psi %, power, oil temp, coolant temp, etc.) | - | - | - | - | - | - | S |
| Indicators | PRND, Digital (automatic only) | S | S | S | S | S | S | S |
| | Cruise Control | S | S | S | S | S | S | S |
| | Turn Signal/Hazard | S | S | S | S | S | S | S |
| | High Beam | S | S | S | S | S | S | S |
| | Blind Spot Detection (indication on outside mirrors) | S | S | S | S | S | S | S |
| Warning Lights | Oil Pressure, Battery Charge, Door Ajar, Airbag, Seatbelt, Low Fuel, Trunk Lid Open, Brake, Check Engine, ABS, TPMS, ESC Water Temperature | S | S | S | S | S | S | S |
| Warning Chimes | Key-in-Ignition w/Door Ajar | S | S | S | S | S | S | S |
| | Driver Seatbelt Reminder | S | S | S | S | S | S | S |
| Adjustable Illumination Level | | S | S | S | S | S | S | S |

2025 Elantra Specifications & Features

| INTERIOR (cont'd) | | | | | | | | |
|--|------------------------------|----|-----|--------------------|---------|----------------|--------|---|
| Convenience Features | | SE | SEL | BLUE /SPORT HEV | LIMITED | LIMITED HEV | N LINE |  |
| Trip Computer (Distance to Empty, Average Fuel Consumption, Average Vehicle Speed, Elapsed time) | | S | S | S | S | S | S | S |
| Power Windows with Driver's auto-down, illuminated power window switches | | S | S | S | S | S | S | S |
| Driver side Auto Up | | - | S | S | S | S | S | S |
| Power Door Locks (ignition key reminder, 2-turn unlocking, inside handle override) | | S | S | S | S | S | S | S |
| Remote Releases | Hood | S | S | S | S | S | S | S |
| | Trunk | S | S | S | S | S | S | S |
| | Fuel Filler Door | S | S | S | S | S | S | S |
| Trunk Inner Cover | | S | S | S | S | S | S | S |
| Console storage box | (below HVAC controls) | S | S | S | S | S | S | S |
| Front Center Console | Fixed Armrest Storage Box | S | S | S | S | S | S | S |
| Cupholders, Dual | Front Center Console-mounted | S | S | S | S | S | S | S |
| Rear cupholders | Rear center armrest | - | O | - | S | S | S | - |
| 12-volt Outlet | Below HVAC controls | S | S | S | S | S | S | S |
| Aux + 2 USB inputs | | S | S | S | S | S | S | S |


2025 Elantra Specifications & Features

| INTERIOR (cont'd) | | | | | | | |
|--|-----|-----|------------------|---------|-------------|--------|---|
| Convenience Features (cont'd) | SE | SEL | BLUE / Sport HEV | LIMITED | LIMITED HEV | N LINE |  |
| Rear Coat Hanger (1) | S | S | S | S | S | S | S |
| Glove Compartment Without / dampers | S | S | S | S | S | S | S |
| Inside Rearview Mirror Manual Day/Night | S | S | S | S | S | S | S |
| Auto Dimming Rearview Mirror | - | - | - | S | S | - | - |
| Auto Dimming Mirror with Homelink | ACC | ACC | ACC | - | - | ACC | ACC |
| Proximity key entry with push button start | - | S | S | S | S | S | S |
| Hand-free Smart trunk release | - | S | S | S | S | S | S |
| Digital Key 2.0 Touch | - | - | - | S | S | S | S |
| Lights | SE | SEL | BLUE / Sport HEV | LIMITED | LIMITED HEV | N LINE |  |
| Central Dome Light (with Delay) | S | S | S | S | S | S | S |
| Front Map Lights | S | S | S | S | S | S | S |
| Cargo Area Light | S | S | S | S | S | S | S |
| Ambient LED interior lighting (adjustable-64 colors) | - | - | - | S | S | - | - |
| I/P Switch Illumination (hazard) | S | S | S | S | S | S | S |
| Other | SE | SEL | BLUE / Sport HEV | LIMITED | LIMITED HEV | N LINE |  |
| Keys 2 Standard | S | S | S | S | S | S | S |




2025 Elantra Specifications & Features

| SAFETY/SECURITY | | |
|--|---|-----|
| Restraint Systems | | ALL |
| Airbags (Front - Advanced) | Driver (1) | S |
| | Front Passenger (1) | S |
| | Occupant Classification System (OCS) | S |
| | Driver and Front Passenger Side-impact (2) | S |
| | Side Air Curtains (front and rear passengers) (2) | S |
| | Event Data Recorder | S |
| Driver Seatbelt | 3-point/ELR | S |
| Front passenger and rear seats | 3-point/CLR | S |
| Adjustable Front-seat Shoulder Belt Anchors | | S |
| Front Seatbelt Pretensioners | | S |
| LATCH Lower Anchors and Upper Tether Anchors | | S |
| Power Window Lock-out Button | | S |
| Child safety locks (rear) | | S |
| Active Safety | | ALL |
| Anti-lock Braking System (ABS) | | S |
| Vehicle Stability Management (VSM), Electronic Stability Control System (ESC) with Traction Control System (TCS) and Hill Start Assist Control (HAC) | | S |
| Brake Assist | | S |
| Tire Pressure Monitoring System (TPMS) | | S |
| Passive Safety | | ALL |
| Energy-absorbing Steering Column | | S |
| Front and rear Crumple Zones | | S |
| Body side Reinforcements | | S |



2025 Elantra Specifications & Features

| SAFETY/SECURITY (cont'd) | | | | | | | | |
|---|----|-----|----------|-----------|---------|-------------|--------|---|
| Passive Safety | | | ALL | | | | | |
| Shift Interlock System | | | S | | | | | |
| Anti-theft System integrated with Remote Keyless Entry and Panic | | | S | | | | | |
| Emergency Trunk Release | | | S | | | | | |
| Front crash box and straightened side members | | | S | | | | | |
| High-tensile steel and hot-stamping method for side body | | | S | | | | | |
| Front seatbelt anchor pre-tensioner | | | S | | | | | |
| Rear door dual beams | | | S | | | | | |
| Smart Pedal | | | S | | | | | |
| Advanced Safety Technology | SE | SEL | BLUE HEV | SEL Sport | LIMITED | LIMITED HEV | N LINE |  |
| Forward Collision-Avoidance Assist (FCA - camera only) w/ Pedestrian Detection | S | S | S | S | - | - | S | S |
| Forward Collision-Avoidance Assist w/ Pedestrian, Cyclist and Junction-Turning Detection (sensor fusion type) | - | O | - | - | S | S | - | - |
| Smart Cruise Control w/ Stop & Go (SCC & S&G) | - | O | - | - | S | S | - | - |
| Blind-Spot Collision-Warning (BCW) w/ Rear Cross-Traffic Collision-Avoidance Assist (RCA) | S | S | S | S | S | S | S | S |
| Lane Keeping Assist (LKA) & Lane Following Assist (LFA) | S | S | S | S | S | S | S | S |
| Driver Attention Warning (DAW) & High Beam Assist (HBA) | S | S | S | S | S | S | S | S |
| Safe Exit Warning (SEW) | S | S | S | S | S | S | S | S |
| Parking Distance Warning – Forward & Reverse | - | - | - | - | - | - | - | S |
| Parking Collision-Avoidance Assist – Reverse (PCA-R) | - | - | - | - | - | - | - | - |
| Intelligent Speed Limit Assist (ISLA) | S | S | S | S | S | S | S | S |
| Highway Drive Assist (HDA) | - | - | - | - | S | S | - | - |
| Safe Exit Warning & Rear Occupant Alert | S | S | S | S | S | S | S | S |

2025 Elantra Specifications & Features

| DIMENSIONS/WEIGHTS/CAP. | | | | | | | | | |
|--------------------------------|-----|-------------------------------|---------------|-----------|-----------|---------------|-------------|-------------------------|---|
| Exterior (inches) | | SE | SEL Sp. / C | BLUE HEV | SPORT HEV | LIMITED | LIMITED HEV | N LINE |  |
| Wheelbase | | 107.1 | ← | ← | ← | ← | ← | ← | ← |
| Overall Length | | 185.4 | ← | ← | ← | ← | ← | ← | ← |
| Overall Width | | 71.9 | ← | ← | ← | ← | ← | ← | ← |
| Overall Height | | 55.7 | ← | ← | ← | ← | ← | 55.9 | 55.7 |
| Track Width (front/rear) – 15” | | 62.7/63.1 | - | - | - | - | - | - | - |
| Track Width (front/rear) – 16” | | - | 62.4/62.8 | 62.4/63.0 | - | - | - | - | - |
| Track Width (front/rear) – 17” | | - | 62.2/62.6 | - | 62.2/62.6 | 62.2/62.7 | 62.2/62.6 | - | - |
| Track Width (front/rear) – 18” | | - | - | - | - | - | - | 61.7/62.2 | - |
| Track Width (front/rear) – 19” | | - | - | - | - | - | - | - | 62.4/62.2 |
| Overhang (front/rear) | | 35.2/41.7 | ← | ← | ← | ← | ← | ← | ← |
| Minimum Ground Clearance | | 5.3 | ← | 5.5 | ← | ← | 5.5 | 5.5 | 5.5 |
| Coefficient of Drag (Cd) | | 0.28 | ← | ← | ← | ← | ← | 0.31 | TBD |
| Interior (inches) | | SE | SEL Sp. / C | BLUE HEV | SPORT HEV | LIMITED | LIMITED HEV | N LINE |  |
| Head Room (front/rear) | | 40.6 (38.7 w/ sunroof) / 37.3 | ← | ← | ← | ← | ← | ← | ← |
| Leg Room (front/rear) | | 42.3/38.0 | ← | ← | ← | ← | ← | ← | ← |
| Shoulder Room (front/rear) | | 56.5/55.6 | ← | ← | ← | ← | ← | ← | ← |
| Hip Room (front/rear) | | 53.4/50.5 | ← | ← | ← | ← | ← | ← | ← |
| Weights | | SE | SEL Sp. / C | BLUE HEV | SPORT HEV | LIMITED | LIMITED HEV | N LINE |  |
| Curb (lbs.) | IVT | 2,725 – 2,868 | 2,725 – 2,868 | - | TBD | 2,725 – 2,868 | - | - | - |
| | MT | - | - | - | - | - | - | 2,954 | 3,186 |
| | DCT | - | - | 2,965 | - | - | 3,069 | 3,020 | 3,296 |
| GVWR (lbs.) | | 3,858 | 3,858 | 4,079 | TBD | 3,858 | 4,079 | MT: 3,924 DCT: 3,990 | MT: 4,101 N DCT: 4,178 |

2025 Elantra Specifications & Features

| DIMENSIONS/WEIGHTS/CAPACITIES (cont'd) | | | | | | | | |
|---|--|--|-------|-----|---------|---------------------------|--------|---|
| Capacities | | | SE | SEL | LIMITED | BLUE/ SPORT / LIMITED HEV | N LINE |  |
| Fuel Tank (gallons) | | | 12.4 | ← | ← | 11.0 | 12.4 | 12.4 |
| Lubricant Capacity includes oil filter (liters) | | | 4.3 | ← | ← | 4.1 | 4.8 | TBD |
| Cooling capacity (liters) | | | TBD | ← | ← | 2.65 | 3.1 | TBD |
| Volume (cubic feet) | | | SE | SEL | LIMITED | BLUE/ SPORT / LIMITED HEV | N LINE |  |
| Passenger Compartment | | | 99.4 | ← | ← | ← | ← | ← |
| Cargo (Trunk) | | | 14.2 | ← | ← | ← | ← | ← |
| Total | | | 113.6 | ← | ← | ← | ← | ← |

2025 Elantra Specifications & Features

| DIMENSIONS/WEIGHTS/CAPACITIES (cont'd) | | | | | | | | | |
|--|-------|---------------|------------------------------|---------|----------|-----------|-------------|--------------|---|
| Fuel Economy/EPA/Performance | | SE | SEL (Sport & Convenience) | LIMITED | BLUE HEV | Sport HEV | Limited HEV | N LINE |  |
| City/Highway/Combined | IVT | 32/41/36 | 30/39/34 | | - | - | - | - | - |
| City/Highway/Combined | 6-DCT | - | - | - | 51/58/54 | 49/52/50 | | - | - |
| City/Highway/Combined | 6-MT | - | - | - | - | - | - | - | 21/29/24 |
| City/Highway/Combined | 7-DCT | - | - | - | - | - | - | 28/35/31 | - |
| City/Highway/Combined | 8-DCT | - | - | - | - | - | - | - | 20/27/23 |
| Smog Rating | | 6 SULEV 30 | | | | | | 4 ULEV 70 | 2 ULEV 125 |
| Greenhouse Gas Rating | | 7 | | | 8 | | | 6 | 5 |